



FITTING INSTRUCTIONS FOR BLIG0051



This Kit contains the items pictured and labelled over page.

Some parts may be shown for clarity of instructions only.

Do not proceed until you are sure all parts are present.

Please read all instructions before proceeding.

**IF IN ANY DOUBT WHEN FITTING OUR PRODUCTS, CONSULT ONE OF OUR DEALERS
OR HAVE FITTED BY A QUALIFIED TECHNICIAN.**

Please note that the way the kit is packed does not necessarily represent the way of mounting to the bike.

In the event of rubber washers being used to hold components onto bolts, these rubber washers can be thrown away.

DIGITAL COPIES OF THESE INSTRUCTIONS ARE AVAILABLE FROM

www.rg-racing.com

Racing Technique Ltd t/A R&G
Unit 1, Shelleys Lane, East Worldham, Alton, Hampshire, GU 34 3AQ
Tel: +44 (0)1420 89007 www.rg-racing.com Email: infor@rg-racing.com

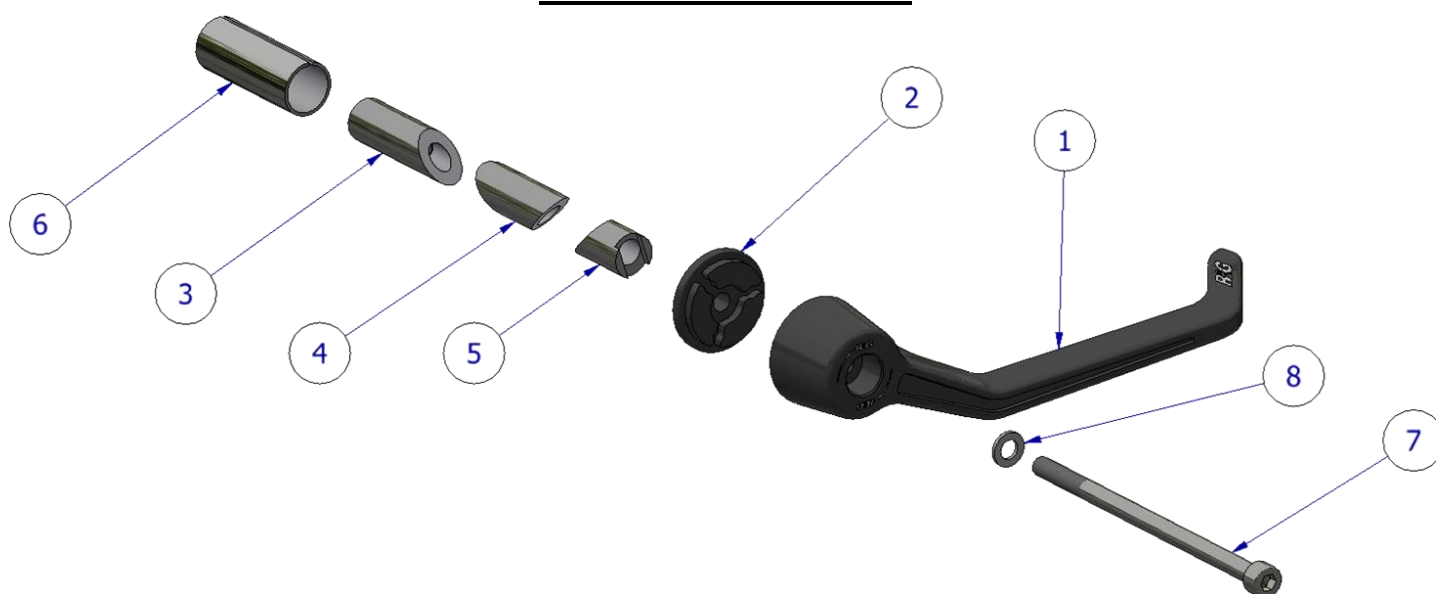


<u>TOOLS REQUIRED</u>	<u>GENERAL TORQUE SETTINGS</u>
<ul style="list-style-type: none"> • Set of Metric Allen keys. 	M4 BOLT = 8Nm M5 BOLT = 12Nm M6 BOLT = 15Nm M8 BOLT = 20Nm M10 BOLT = 40Nm M12 BOLT = 40Nm

LEGEND

ITEM No.	DESCRIPTION	QTY
ITEM 1	LEVER GUARD (PLG0011)	1
ITEM 2	SPACER (S1581)	1
ITEM 3	THREADED END OF EXPANDER (M0776)	1
ITEM 4	CENTRE SECTION OF EXPANDER (M0777)	1
ITEM 5	ANTI-ROATATION SECTION OF EXPANDER (M0778)	1
ITEM 6	SLEEVE (M0784)	1
ITEM 7	M6 1.00 x 110 CAP HEAD BOLT – FULLY THREADED	1
ITEM 8	M6x12mm WASHER	1

ASSEMBLY DIAGRAM





FITTING INSTRUCTIONS

- Pre-assemble Items 1-5 & 7-8 in the orientation shown in the assembly diagram, however, do not tighten the bolt at this stage - items 3-5 should form a concentric cylinder.
- If the internal bar diameter is 17mm or over, place the sleeve (**Item 6**) over items 3-5 of the assembly.
- Place the assembly inside the bar end, ensuring not to inhibit any throttle action and making sure the spacer (**item 2**) is sitting inside the slot of the anti-rotation section of the expander (**item 5**).
- Tighten the bolt until the assembly is secure in the bar. Do not exceed 15Nm of torque.

IMPORTANT - WHEN FITTING THIS PRODUCT, IT IS YOUR RESPONSIBILITY TO ENSURE THAT THE PRODUCT IN NO WAY IMPEDES THE OPERATION OF THE MOTORCYCLE AND IS CHECKED REGULARLY FOR TIGHTNESS AND CORRECT OPERATION.

FAILURE TO CHECK THE ABOVE COULD RESULT IN SERIOUS INJURY OR DAMAGE.

ISSUE 1 – 28/02/2025 (MH)

CONSUMER NOTICE

The catalogue description and any exhibition of samples are only broad indications of the Products and R&G may make design changes which do not diminish their performance or visual appeal and supplying them in such state shall conform to the order. The Buyer acknowledges no representation or warranty (other than as to title) has been given or will apply to the Products other than those in R&G's order or confirmation and the Buyer confirms it has chosen the Products as being of merchantable quality and suitable for its particular purposes. Where R&G fits the Products or undertakes other services it shall exercise reasonable skill and care and rectify any fault free of charge unless the workmanship has been disturbed. The Buyer is responsible for ensuring that the warranty on the motorcycle is not affected by the fitting of the Products. On return of any defective Products R&G shall at its option either supply a replacement or refund the purchase money but shall not be liable if the Products have been modified or used or maintained otherwise than in accordance with R&G's or manufacturer's instructions and good engineering practice or if the defect arises from accident or neglect. Other than identified above and subject to R&G not limiting its liability for causing death and personal injury, it shall not be liable for indirect or consequential loss and otherwise its liability shall be limited to the amounts paid by the Buyer for the Products or the fitting or service concerned. These terms do not affect the Buyer's statutory rights.

R&G RACING RETURNS POLICY (NON-FAULTY GOODS)

Returns must be pre-authorised (if not pre-authorised the return will be rejected). Goods may only be returned direct to us if they were purchased direct from us (customer must prove if necessary). Otherwise to be returned to original vendor. Goods must be in re-sellable condition, in the opinion of R&G Racing. All returns are subject to a 25% restocking and handling fee (25% of the gross value exc. P&P – at the prevailing price at time of purchase). The customer must pay any and all carriage charges. No returns of discontinued products, unless within 14 days of purchase. This policy does not affect your statutory rights and does not refer to faulty goods.



NOTICE DE MONTAGE POUR BLIG0051



CE KIT CONTIENT LES ARTICLES ILLUSTRÉS ET ÉTIQUETÉS SUR LA PAGE.

CERTAINES PIÈCES PEUVENT ÊTRE INDICUÉES UNIQUEMENT POUR LA CLARTÉ DES INSTRUCTIONS.

NE PAS CONTINUER AVANT D'ÊTRE SÛR DE LA PRÉSENCE DE TOUTES LES PIÈCES.

VEUILLEZ LIRE TOUTES LES INSTRUCTIONS AVANT DE CONTINUER.

EN CAS DE DOUTE LORS DE L'INSTALLATION DE NOS PRODUITS, CONSULTEZ UN DE NOS REVENEURS OU FAITES INSTALLER PAR UN TECHNICIEN QUALIFIÉ.

Veuillez noter que la manière dont le kit est emballé ne représente pas nécessairement la manière de le monter sur la moto.

Si des rondelles en caoutchouc sont utilisées pour maintenir les composants sur les boulons, ces rondelles en caoutchouc peuvent être jetées.

NOTICE DISPONIBLE AU TÉLÉCHARGEMENT SUR :
www.rg-racing.com

Racing Technique Ltd t/A R&G
Unit 1, Shelleys Lane, East Worldham, Alton, Hampshire, GU 34 3AQ
Tel: +44 (0)1420 89007 www.rg-racing.com Email: infor@rg-racing.com

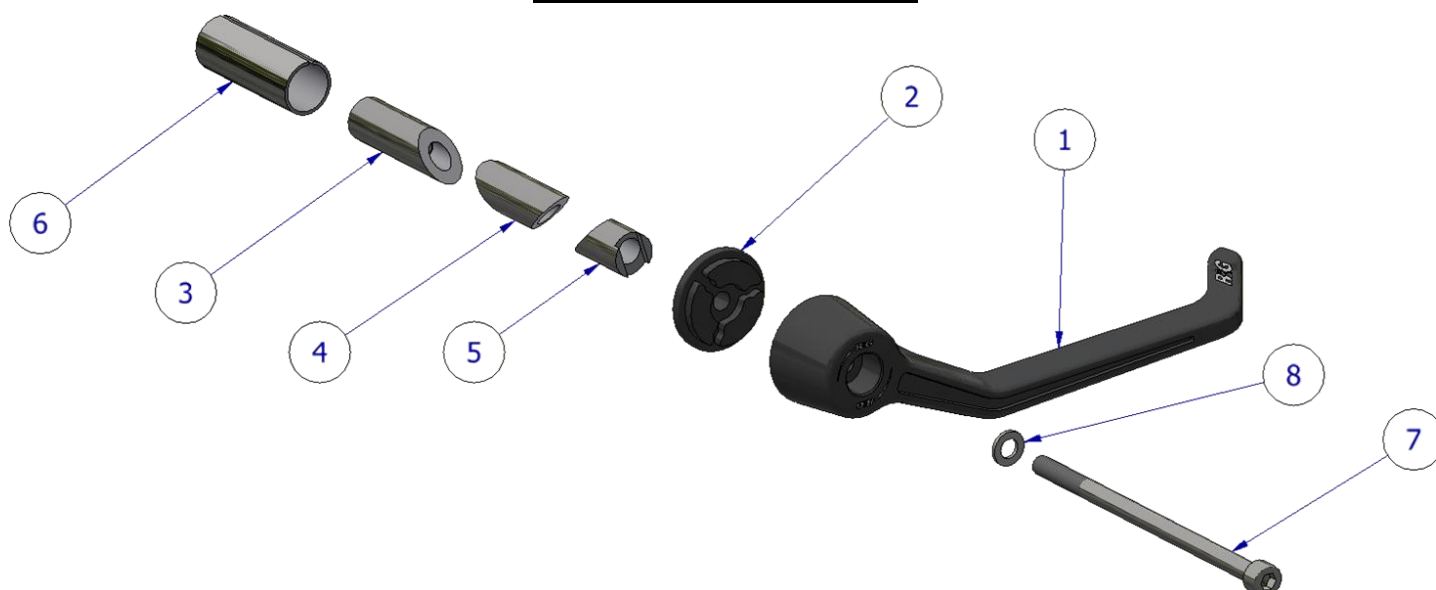


<u>OUTILS REQUIS</u>	<u>VALEURS DE SERRAGE</u>
• Clés Allen	BOULON M4 = 8Nm BOULON M5 = 12Nm BOULON M6 = 15Nm BOULON M8 = 20Nm BOULON M10 = 40Nm BOULON M12 = 40Nm

LÉGENDE

ARTICLE No.	DESCRIPTION	QTÉ
ARTICLE 1	PROTÈGE-LEVIER (PLG0011)	1
ARTICLE 2	ENTRETOISE (S1581)	1
ARTICLE 3	EXTRÉMITÉ FILETÉE DE L'EXTENSEUR (M0776)	1
ARTICLE 4	SECTION CENTRALE DE L'EXTENSEUR (M0777)	1
ARTICLE 5	SECTION ANTI-ROTATION DE L'EXTENSEUR (M0778)	1
ARTICLE 6	MANCHON (M0784)	1
ARTICLE 7	M6 x 1.00 x 110mm BOULON - Entièrement fileté	1
ARTICLE 8	M6x12mm RONDELLE	1

SCHÉMA D'ENSEMBLE





NOTICE DE MONTAGE

- Pré-assemblez les articles 1 à 5 et 7 à 8 dans l'orientation indiquée sur le schéma d'assemblage, mais ne serrez pas le boulon à ce stade - les articles 3 à 5 doivent former un cylindre concentrique.
- Si le diamètre interne de la barre est de 17 mm ou plus, placez le manchon (article 6) sur les articles 3 à 5 de l'assemblage.
- Placez l'assemblage à l'intérieur de l'extrémité de la barre, en veillant à ne pas gêner l'action de l'accélérateur et en vous assurant que l'entretoise (article 2) soit placé à l'intérieur de la fente de la section anti-rotation de l'extenseur (article 5).
- Serrez le boulon jusqu'à ce que l'assemblage soit bien fixé dans la barre. Ne dépassez pas 15 Nm de couple.

IMPORTANT - LORS DE L'INSTALLATION DE CE PRODUIT, IL EST DE VOTRE RESPONSABILITÉ DE VOUS ASSURER QUE LE PRODUIT NE GÊNE EN AUCUN CAS LE FONCTIONNEMENT DE LA MOTO ET SOIT VÉRIFIÉ RÉGULIÈREMENT POUR SON SERRAGE ET SON BON FONCTIONNEMENT.

NE PAS VÉRIFIER LES ÉLÉMENTS CI-DESSUS PEUT ENTRAÎNER DES BLESSURES OU DES DOMMAGES GRAVES.

ISSUE 1 – 28/02/2025 (MH)

CONSUMER NOTICE

The catalogue description and any exhibition of samples are only broad indications of the Products and R&G may make design changes which do not diminish their performance or visual appeal and supplying them in such state shall conform to the order. The Buyer acknowledges no representation or warranty (other than as to title) has been given or will apply to the Products other than those in R&G's order or confirmation and the Buyer confirms it has chosen the Products as being of merchantable quality and suitable for its particular purposes. Where R&G fits the Products or undertakes other services it shall exercise reasonable skill and care and rectify any fault free of charge unless the workmanship has been disturbed. The Buyer is responsible for ensuring that the warranty on the motorcycle is not affected by the fitting of the Products. On return of any defective Products R&G shall at its option either supply a replacement or refund the purchase money but shall not be liable if the Products have been modified or used or maintained otherwise than in accordance with R&G's or manufacturer's instructions and good engineering practice or if the defect arises from accident or neglect. Other than identified above and subject to R&G not limiting its liability for causing death and personal injury, it shall not be liable for indirect or consequential loss and otherwise its liability shall be limited to the amounts paid by the Buyer for the Products or the fitting or service concerned. These terms do not affect the Buyer's statutory rights.

R&G RACING RETURNS POLICY (NON-FAULTY GOODS)

Returns must be pre-authorized (if not pre-authorized the return will be rejected). Goods may only be returned direct to us if they were purchased direct from us (customer must prove if necessary). Otherwise to be returned to original vendor. Goods must be in re-sellable condition, in the opinion of R&G Racing. All returns are subject to a 25% restocking and handling fee (25% of the gross value exc. P&P – at the prevailing price at time of purchase). The customer must pay any and all carriage charges. No returns of discontinued products, unless within 14 days of purchase. This policy does not affect your statutory rights and does not refer to faulty goods.



FITTING INSTRUCTIONS FOR CLIG0051



This Kit contains the items pictured and labelled over page.

Some parts may be shown for clarity of instructions only.

Do not proceed until you are sure all parts are present.

Please read all instructions before proceeding.

**IF IN ANY DOUBT WHEN FITTING OUR PRODUCTS, CONSULT ONE OF OUR DEALERS
OR HAVE FITTED BY A QUALIFIED TECHNICIAN.**

Please note that the way the kit is packed does not necessarily represent the way of mounting to the bike.

In the event of rubber washers being used to hold components onto bolts, these rubber washers can be thrown away.

DIGITAL COPIES OF THESE INSTRUCTIONS ARE AVAILABLE FROM

www.rg-racing.com

Racing Technique Ltd t/A R&G
Unit 1, Shelleys Lane, East Worldham, Alton, Hampshire, GU 34 3AQ
Tel: +44 (0)1420 89007 www.rg-racing.com Email: infor@rg-racing.com

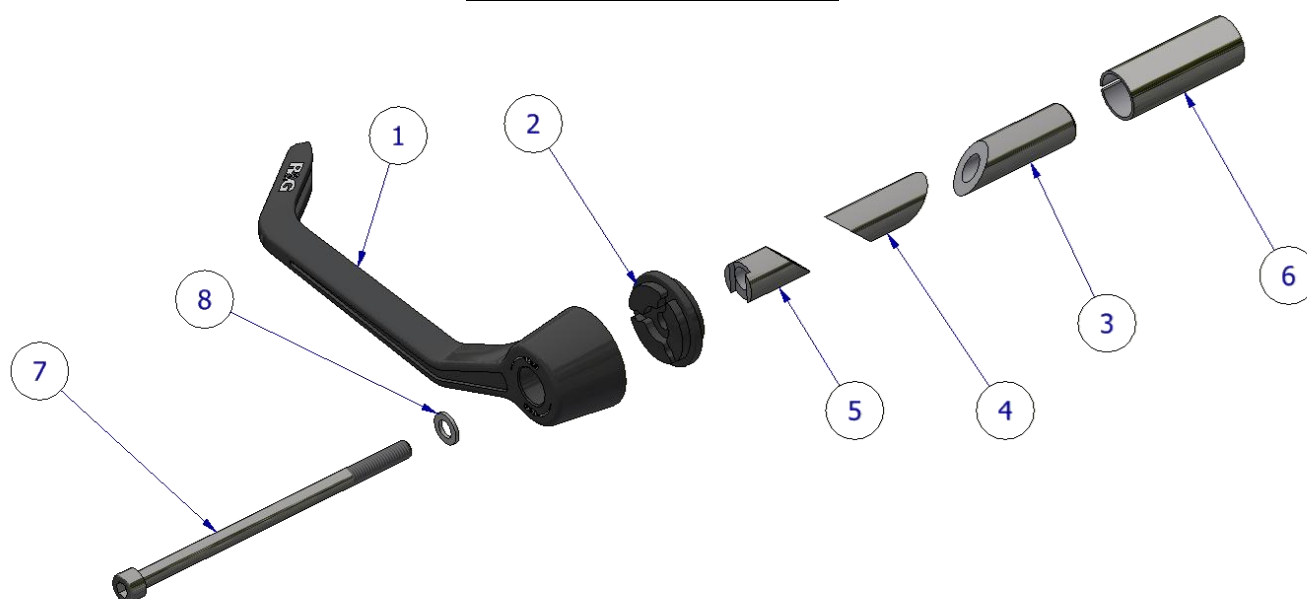


<u>TOOLS REQUIRED</u>	<u>GENERAL TORQUE SETTINGS</u>
<ul style="list-style-type: none"> • Set of Metric Allen keys. 	M4 BOLT = 8Nm M5 BOLT = 12Nm M6 BOLT = 15Nm M8 BOLT = 20Nm M10 BOLT = 40Nm M12 BOLT = 40Nm

LEGEND

ITEM No.	DESCRIPTION	QTY
ITEM 1	LEVER GUARD (PLG0010)	1
ITEM 2	SPACER (S1581)	1
ITEM 3	THREADED END OF EXPANDER (M0776)	1
ITEM 4	CENTRE SECTION OF EXPANDER (M0777)	1
ITEM 5	ANTI-ROATATION SECTION OF EXPANDER (M0778)	1
ITEM 6	SLEEVE (M0784)	1
ITEM 7	M6 x 1.00 x 110mm CAP HEAD BOLT – FULLY THREADED	1
ITEM 8	M6x12mm WASHER	1

ASSEMBLY DIAGRAM





FITTING INSTRUCTIONS

- Pre-assemble Items 1-5 & 7-8 in the orientation shown in the assembly diagram, however, do not tighten the bolt at this stage - items 3-5 should form a concentric cylinder.
- If the internal bar diameter is 17mm or over, place the sleeve (**Item 6**) over items 3-5 of the assembly.
- Place the assembly inside the bar end, ensuring not to inhibit any throttle action and making sure the spacer (**item 2**) is sitting inside the slot of the anti-rotation section of the expander (**item 5**).
- Tighten the bolt until the assembly is secure in the bar. Do not exceed 15Nm of torque.

IMPORTANT - WHEN FITTING THIS PRODUCT, IT IS YOUR RESPONSIBILITY TO ENSURE THAT THE PRODUCT IN NO WAY IMPEDES THE OPERATION OF THE MOTORCYCLE AND IS CHECKED REGULARLY FOR TIGHTNESS AND CORRECT OPERATION.

FAILURE TO CHECK THE ABOVE COULD RESULT IN SERIOUS INJURY OR DAMAGE.

ISSUE 1 – 28/02/2025 (MH)

CONSUMER NOTICE

The catalogue description and any exhibition of samples are only broad indications of the Products and R&G may make design changes which do not diminish their performance or visual appeal and supplying them in such state shall conform to the order. The Buyer acknowledges no representation or warranty (other than as to title) has been given or will apply to the Products other than those in R&G's order or confirmation and the Buyer confirms it has chosen the Products as being of merchantable quality and suitable for its particular purposes. Where R&G fits the Products or undertakes other services it shall exercise reasonable skill and care and rectify any fault free of charge unless the workmanship has been disturbed. The Buyer is responsible for ensuring that the warranty on the motorcycle is not affected by the fitting of the Products. On return of any defective Products R&G shall at its option either supply a replacement or refund the purchase money but shall not be liable if the Products have been modified or used or maintained otherwise than in accordance with R&G's or manufacturer's instructions and good engineering practice or if the defect arises from accident or neglect. Other than identified above and subject to R&G not limiting its liability for causing death and personal injury, it shall not be liable for indirect or consequential loss and otherwise its liability shall be limited to the amounts paid by the Buyer for the Products or the fitting or service concerned. These terms do not affect the Buyer's statutory rights.

R&G RACING RETURNS POLICY (NON-FAULTY GOODS)

Returns must be pre-authorised (if not pre-authorised the return will be rejected). Goods may only be returned direct to us if they were purchased direct from us (customer must prove if necessary). Otherwise to be returned to original vendor. Goods must be in re-sellable condition, in the opinion of R&G Racing. All returns are subject to a 25% restocking and handling fee (25% of the gross value exc. P&P – at the prevailing price at time of purchase). The customer must pay any and all carriage charges. No returns of discontinued products, unless within 14 days of purchase. This policy does not affect your statutory rights and does not refer to faulty goods.



NOTICE DE MONTAGE POUR CLIG0051



**CE KIT CONTIENT LES ARTICLES ILLUSTRÉS ET ÉTIQUETÉS SUR LA PAGE.
CERTAINES PIÈCES PEUVENT ÊTRE INDIQUÉES UNIQUEMENT POUR LA CLARTÉ DES
INSTRUCTIONS.**

NE PAS CONTINUER AVANT D'ÊTRE SÛR DE LA PRÉSENCE DE TOUTES LES PIÈCES.

VEUILLEZ LIRE TOUTES LES INSTRUCTIONS AVANT DE CONTINUER.

**EN CAS DE DOUTE LORS DE L'INSTALLATION DE NOS PRODUITS, CONSULTEZ UN DE
NOS REVENDEURS OU FAITES INSTALLER PAR UN TECHNICIEN QUALIFIÉ.**

Veuillez noter que la manière dont le kit est emballé ne représente pas
nécessairement la manière de le monter sur la moto.

Si des rondelles en caoutchouc sont utilisées pour maintenir les composants
sur les boulons, ces rondelles en caoutchouc peuvent être jetées.

NOTICE DISPONIBLE AU TÉLÉCHARGEMENT SUR :
www.rg-racing.com

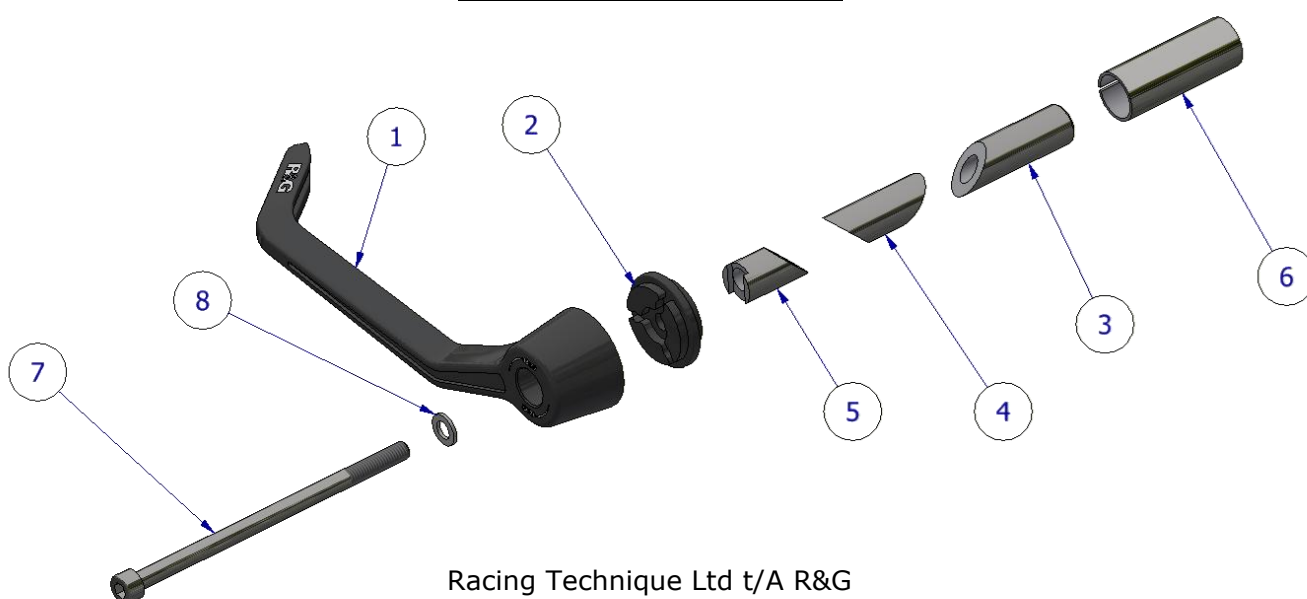


<u>OUTILS REQUIS</u>	<u>VALEURS DE SERRAGE</u>
• • Clés Allen	BOULON M4 = 8Nm BOULON M5 = 12Nm BOULON M6 = 15Nm BOULON M8 = 20Nm BOULON M10 = 40Nm BOULON M12 = 40Nm

LÉGENDE

ARTICLE No.	DESCRIPTION	QTÉ
ARTICLE 1	PROTÈGE-LEVIER (PLG0010)	1
ARTICLE 2	ENTRETOISE (S1581)	1
ARTICLE 3	EXTRÉMITÉ FILETÉE DE L'EXTENSEUR (M0776)	1
ARTICLE 4	SECTION CENTRALE DE L'EXTENSEUR (M0777)	1
ARTICLE 5	SECTION ANTI-ROTATION DE L'EXTENSEUR (M0778)	1
ARTICLE 6	MANCHON (M0784)	1
ARTICLE 7	M6 x 1.00 x 110mm BOULON - Entièrement fileté	1
ARTICLE 8	M6x12mm RONDELLE	1

SCHÉMA D'ENSEMBLE





NOTICE DE MONTAGE

- Pré-assemblez les articles 1 à 5 et 7 à 8 dans l'orientation indiquée sur le schéma d'assemblage, mais ne serrez pas le boulon à ce stade - les articles 3 à 5 doivent former un cylindre concentrique.
- Si le diamètre interne de la barre est de 17 mm ou plus, placez le manchon (article 6) sur les articles 3 à 5 de l'assemblage.
- Placez l'assemblage à l'intérieur de l'extrémité de la barre, en veillant à ne pas gêner l'action de l'accélérateur et en vous assurant que l'entretoise (article 2) soit placée à l'intérieur de la fente de la section anti-rotation de l'extenseur (article 5).
- Serrez le boulon jusqu'à ce que l'assemblage soit bien fixé dans la barre. Ne dépassez pas 15 Nm de couple.

IMPORTANT - LORS DE L'INSTALLATION DE CE PRODUIT, IL EST DE VOTRE RESPONSABILITÉ DE VOUS ASSURER QUE LE PRODUIT NE GÊNE EN AUCUN CAS LE FONCTIONNEMENT DE LA MOTO ET SOIT VÉRIFIÉ RÉGULIÈREMENT POUR SON SERRAGE ET SON BON FONCTIONNEMENT.

NE PAS VÉRIFIER LES ÉLÉMENTS CI-DESSUS PEUT ENTRAÎNER DES BLESSURES OU DES DOMMAGES GRAVES.

ISSUE 1 – 28/02/2025 (MH)

CONSUMER NOTICE

The catalogue description and any exhibition of samples are only broad indications of the Products and R&G may make design changes which do not diminish their performance or visual appeal and supplying them in such state shall conform to the order. The Buyer acknowledges no representation or warranty (other than as to title) has been given or will apply to the Products other than those in R&G's order or confirmation and the Buyer confirms it has chosen the Products as being of merchantable quality and suitable for its particular purposes. Where R&G fits the Products or undertakes other services it shall exercise reasonable skill and care and rectify any fault free of charge unless the workmanship has been disturbed. The Buyer is responsible for ensuring that the warranty on the motorcycle is not affected by the fitting of the Products. On return of any defective Products R&G shall at its option either supply a replacement or refund the purchase money but shall not be liable if the Products have been modified or used or maintained otherwise than in accordance with R&G's or manufacturer's instructions and good engineering practice or if the defect arises from accident or neglect. Other than identified above and subject to R&G not limiting its liability for causing death and personal injury, it shall not be liable for indirect or consequential loss and otherwise its liability shall be limited to the amounts paid by the Buyer for the Products or the fitting or service concerned. These terms do not affect the Buyer's statutory rights.

R&G RACING RETURNS POLICY (NON-FAULTY GOODS)

Returns must be pre-authorised (if not pre-authorised the return will be rejected). Goods may only be returned direct to us if they were purchased direct from us (customer must prove if necessary). Otherwise to be returned to original vendor. Goods must be in re-sellable condition, in the opinion of R&G Racing. All returns are subject to a 25% restocking and handling fee (25% of the gross value exc. P&P – at the prevailing price at time of purchase). The customer must pay any and all carriage charges. No returns of discontinued products, unless within 14 days of purchase. This policy does not affect your statutory rights and does not refer to faulty goods.